

# CDC H1N1 Flu Website Situation Update, January 23, 2010

## Key Flu Indicators

Each week CDC analyzes information about influenza disease activity in the United States and publishes findings of key flu indicators in a report called [FluView](#). During the week of January 10-16, 2010, all key indicators, except for one, declined compared to the previous week. Below is a summary of the most recent key indicators:

- [Visits to doctors](#) for influenza-like illness (ILI) nationally decreased again this week over last week. Visits to doctors for ILI are low in 9 of the 10 U.S. regions. Region 9 had a small decrease in visits to doctors for ILI, but activity is still elevated.
- Overall cumulative hospitalization rates for the 2009-10 influenza season have leveled off in all age groups and very few 2009 H1N1-laboratory confirmed hospitalizations were reported by states during the week ending January 16.
- [The proportion of deaths](#) attributed to pneumonia and influenza (P&I) based on the 122 Cities Report increased over the previous week and is higher than expected for this time of year. This increase in P&I is thought to result from an increase in reports of pneumonia-associated deaths in older people. These deaths are not necessarily related to flu illness. In addition, another nine flu-related [pediatric deaths](#) were reported this week: three of these deaths were associated with laboratory confirmed 2009 H1N1, four were associated with an influenza A virus for which the subtype was undetermined, one was associated with an influenza A (H3) virus infection, and one was associated with an influenza B virus infection. The influenza A (H3) and B deaths reported this week occurred during the 2008-09 influenza season, bringing the total number of reported pediatric deaths that season to 132. Since April 2009, CDC has received reports of 307 laboratory-confirmed pediatric deaths: 258 due to 2009 H1N1, 47 pediatric deaths that were laboratory confirmed as influenza, but the flu virus subtype was not determined, and two pediatric deaths that were associated with seasonal influenza viruses. (Laboratory-confirmed deaths are thought to represent an [undercount](#) of the actual number. CDC has provided [estimates about the number of 2009 H1N1 cases and related hospitalizations and deaths](#).)
- No states reported [widespread influenza activity](#). Seven states continue to report regional influenza activity. They are: Alabama, Georgia, Maine, Nevada, New Jersey, South Carolina, and Virginia.
- Almost all of the influenza [viruses](#) identified so far continue to be 2009 H1N1 influenza A viruses. These viruses remain similar to the virus chosen for the 2009 H1N1 vaccine, and remain susceptible to the antiviral drugs oseltamivir and zanamivir with rare exception.

\*All data are preliminary and may change as more reports are received.

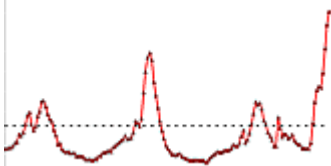
[Learn more >>](#)

## U.S. Situation Update

### [Weekly Flu Activity Estimates](#)



### [U.S. Patient Visits Reported for Influenza-like Illness \(ILI\)](#)



**U.S. Influenza-like Illness (ILI) Reported by Regions**



**Laboratory Confirmed Influenza-Associated Hospitalizations and Deaths from August 30 2009 to January 16, 2010**

Posted January 22, 2010, 11:00 AM ET

Data reported to CDC by January 19, 2010, 12:00 AM ET

Cases Defined by	Hospitalizations	Deaths
Influenza Laboratory-Tests**	38,989	1,812

\*Reports can be based on syndromic, admission or discharge data, or a combination of data elements that could include laboratory-confirmed and [influenza-like illness](#) hospitalizations.

\*Laboratory confirmation includes any positive influenza test (rapid influenza tests, RT-PCR, DFA, IFA, or culture), whether or not typing was done.

The table shows aggregate reports of all laboratory confirmed influenza hospitalizations and deaths (including 2009 H1N1 and seasonal flu) since August 30, 2009 received by CDC from U.S. states and territories\*\*. This table will be updated weekly each Friday at 11 a.m. For the 2009-2010 influenza season, states are reporting based on new case definitions for hospitalizations and deaths effective August 30, 2009.

CDC will continue to use its traditional surveillance systems to track the progress of the 2009-2010 influenza season. For more information about influenza surveillance, including reporting of influenza-associated hospitalizations and deaths, see [Questions and Answers: Monitoring Influenza Activity, Including 2009 H1N1](#).

The number of 2009 H1N1 hospitalizations and deaths reported to CDC from April – August 2009 is available on the [Past Situation Updates page](#).

For state level information, refer to [state health departments](#).

International Human Cases of 2009 H1N1 Flu Infection  
See: [World Health Organization](#).

\*\*States report weekly to CDC either 1) laboratory-confirmed influenza hospitalizations and deaths or 2) pneumonia and influenza syndrome-based cases of hospitalization and death resulting from all types or subtypes of influenza. Although only the laboratory confirmed cases are included in this report, CDC continues to analyze data both from laboratory confirmed and syndromic hospitalizations and deaths.

**U.S. Influenza-associated Pediatric Mortality**  
Posted January 22, 2010 (Updated Weekly)

Data reported to CDC by January 16, 2010				
Date Reported	Laboratory-Confirmed 2009 H1N1 Influenza Pediatric Deaths	Laboratory-Confirmed Influenza A Subtype Unknown Pediatric Deaths	Laboratory-Confirmed Seasonal Influenza	Total
This Week (Week 2, January 10 to January 16, 2010)	3	4	2	9
Since August 30, 2009	198	44	1	243
Cumulative since April 26, 2009	258	47	2	307

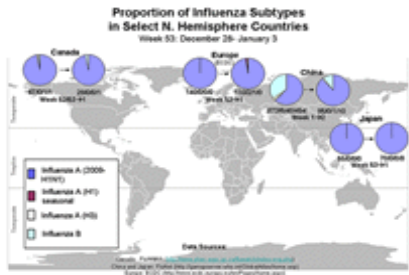
This table is based on data reported to CDC through the [Influenza-Associated Pediatric Mortality Surveillance System](#). Influenza-associated deaths in children (persons less than 18 years) was added as nationally notifiable condition in 2004.

For more information about influenza-associated pediatric mortality, see [FluView](#).

For more information about the U.S. situation, see the [CDC H1N1 Flu U.S. Situation page](#).

### International Situation Update

- This report provides an update to the international pandemic influenza 2009 H1N1 situation as of January 22, 2010. The World Health Organization (WHO) continues to [report laboratory-confirmed 2009 H1N1 flu cases and deaths](#) on its Web page. These laboratory-confirmed cases represent a substantial underestimation of total cases in the world, as most countries are focusing testing only on people with severe illness. The 2009 H1N1 influenza virus continues to be the dominant influenza virus in circulation in the world. For the most recent period reported by WHO FluNet, January 3, 2010 to January 9, 2010, 74.6% of influenza positive specimens were typed as influenza A and 18.2% as influenza B. Out of all subtyped influenza A viruses, 97.2% were 2009 H1N1 positive.
- In temperate regions of the Southern Hemisphere, sporadic cases of 2009 H1N1 continue to be reported but no substantial increases in influenza activity have been observed. In the temperate and tropical regions of the Americas, H1N1 activity continues to decrease or remain low. In North Africa, limited data suggests 2009 H1N1 transmission remains geographically widespread and active, but has likely recently peaked in most areas. Transmission of 2009 H1N1 also continues to be geographically widespread across parts of Western, Central, and Southeastern Europe, and East- and West- Asia, but overall rates appear to be low or declining.



For more information about the international situation, see the [CDC H1N1 Flu International Situation page](#).

## Recent Updates of Interest

- [UPDATE: 2009 H1N1 Flu International Situation Update](#)  
This report provides an update to the international situation as of January 22, 2010. The World Health Organization (WHO) continues to report updated 2009 H1N1 flu-associated laboratory-confirmed cases and deaths on its Web page.
- [UPDATE: Weekly FluView Map and Surveillance Report for Week Ending January 16, 2010](#)  
During week 2 (January 10-16, 2010), influenza activity decreased slightly in the U.S. 120 (3.7%) specimens tested by U.S. World Health Organization (WHO) and National Respiratory and Enteric Virus Surveillance System (NREVSS) collaborating laboratories and reported to CDC/Influenza Division were positive for influenza.
- [NEW: Summary of Tribal Crisis and Emergency Risk Communications \(CERC\) Training, December 8-9, Atlanta, GA](#)  
An update from the Tribal CERC/Pandemic Influenza Course which is a day and half training course that offers a combination of influenza communication tabletop exercises and informative group discussions.
- [UPDATE: Influenza and Pneumonia-Associated Hospitalizations and Deaths from August 30, 2009 to January 16, 2010](#)  
Overall flu activity in the United States decreased again slightly during the week of January 10-16, 2010, as reported in FluView. Though flu activity, caused by either 2009 H1N1 or seasonal flu viruses, may rise and fall, it is expected to continue for several more months.
- [MMWR: Update: Influenza Activity --- United States, August 30, 2009--January 9, 2010](#)  
Morbidity and Mortality Weekly Report (MMWR) January 22, 2010 / Vol. 59, No. 2
- [MMWR: Interim Results: Influenza A \(H1N1\) 2009 Monovalent Vaccination Coverage - United States, October - December 2009](#)  
Morbidity and Mortality Weekly Report (MMWR) January 22, 2010 / Vol. 59(02);44-48
- [UPDATED: Open Letter to the American People about the H1N1 Flu Vaccine](#)  
In an open letter to the American people, several health care provider and public health organizations encouraged Americans to get the H1N1 vaccine. This letter emphasizes that the H1N1 vaccine is safe, effective, and the best way to protect against 2009 H1N1 flu. Originally, 32 organizations signed on to this letter; however, since publication, several groups have joined this effort.

## Additional Updates on the CDC H1N1 Flu Website

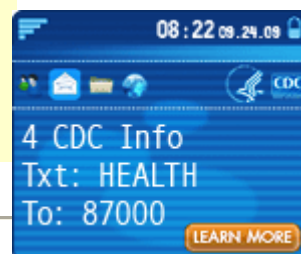
To learn about other recent updates made to the CDC H1N1 Flu Website, please check the "What's New" page on the [CDC H1N1 Flu website](#).

## Get H1N1 Updates & Health Tips via Text Message

Sign up to get health updates sent via text message. Messages are sent about three times a week with relevant H1N1 flu updates and timely health tips.

Text **UPDATES** to **87000** to sign up.

To learn more, see [www.cdc.gov/mobile](http://www.cdc.gov/mobile).



[Modify/Update Subscriber Preferences](#) | [Unsubscribe](#) | [Send](#)

[Feedback](#) | [Learn more](#)

[about CDC Email Updates](#)

To receive the latest news for your region, please [update your profile](#) with your country, state and zip code.

Questions or problems? Please contact [support@govdelivery.com](mailto:support@govdelivery.com).



Fight Flu with Facts! • Visit [Flu.gov](http://Flu.gov)  
Call 800-232-4636 • Text **UPDATES** to **87000**



Centers for Disease Control and Prevention (CDC) • 1600 Clifton Rd • Atlanta GA 30333 • 800-CDC-INFO (800-232-4636)